

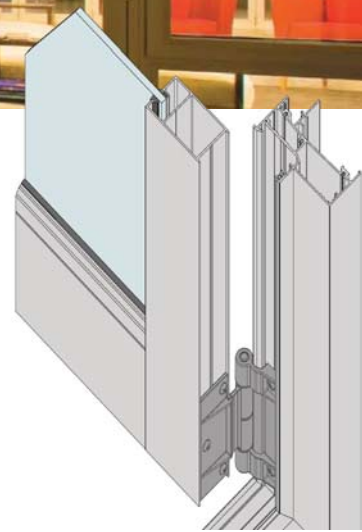


Series 548 High Performance Hinged Door



DESIGN FEATURES

- Hinged doors unlike sliding doors are not included in the current Australian Standard AS2047 and many manufacturers take advantage and do not test them. But this will not console any customer when water floods across their expensive carpeted floors. The solution would be to tile the floor behind the hinged door and supply the home owner with a mop and bucket or preferably fit a Vantage Series 548 external swing hinged door has been successfully tested to 300Pa water resistance and the internal swing door to 150Pa. These two water ratings would allow you to install these doors in exposed locations. We also offer lowline sills for high traffic areas.
- The Vantage Series 548 Hinged door features an unusual design embellishment - extra wide top and bottom rails that give the door the chunky appearance of traditional timber designs. This strength of appearance is also backed up by true structural integrity. Vantage Series 548 doors feature a thoughtful but invisible innovation - specially designed backing plates at the four corner joints of the door to make sure that the door stays rigid and square. Compare our door with others available and you will see what we mean about strength and rigidity.
- Rebated door stiles give a flush appearance when the two doors meet and provide superior weather protection. Unightly applied rebates are eliminated.
- Concealed lock keeper specially designed to fit in the cavity on the leading edge of the "lazy side" door and eliminates unightly holes milled in the aluminium for latch and lock bolt. This recessed keeper plus the rebated stile makes it extremely difficult for intruders to access the latch and bolt for forced entry.
- Doors can be supplied with standard or multi point lever lock installed in the door stile or with a tulip knob lock placed in a door chair rail.



Maximum Panel Height	2350mm
Maximum Panel Width	900mm
Maximum Glass Thickness	≤ 20mm

Subject to individual site conditions. Contact AWS Technical Support for more information.



WERS RATED PRODUCT



ENHANCED ACOUSTIC PERFORMANCE



3D & 2D CAD FILES AVAILABLE




PRODUCT INFORMATION AVAILABLE AT WWW.VANTAGEALUMINIUM.COM.AU



SPECIFIER ASSISTANCE AVAILABLE

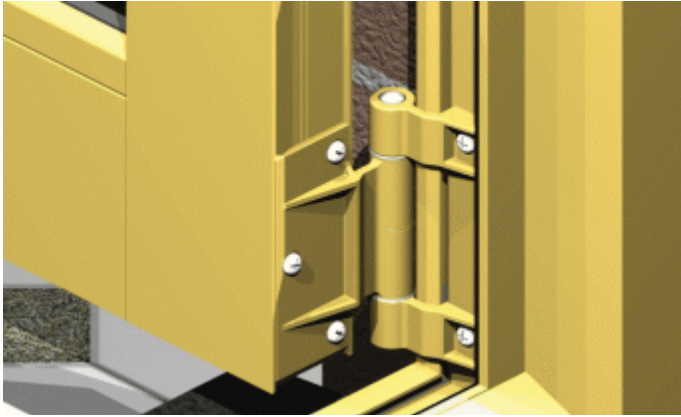
TYPICAL CONFIGURATIONS



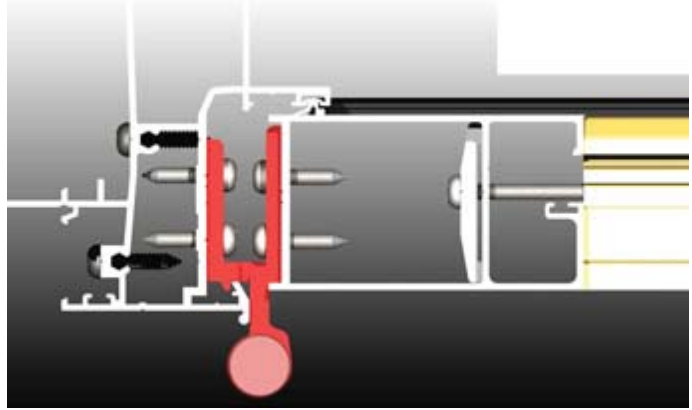


Series 548 High Performance Hinged Door

01.09




Heavy Duty Hinges: Custom light zinc die cast or heavy duty extruded stepped hinge nests into the frame recess and the door stile. This significantly increases the hinge strength. This is particularly important when doors are large and/or heavy.



The heavy duty extruded aluminium hinge nests into the frame recess. We offer a large range of standard and special powder coat colours to match main frame.



The picture above shows the optional 316 marine grade stainless steel ICON™ lever lock furniture available for French doors. We offer three different designs options for lever lock sets and bi-fold activators.



Right Open: Fitting custom parliament hinges to French doors (80mm frame) allows panels to be opened back 180° to the wall lining.



2D & 3D CAD FILES AVAILABLE

GO TO: www.vantagealuminium.com.au >
CAD & Revit 3D Files

CAD file: DWG or DXF VAN_548



MORE INFORMATION

For the latest updates regarding this product visit our web site

www.vantagealuminium.com.au